

Review Article

Cite this article: Silva JP, Marques AT, Bernardino J, Allinson T, Andryushchenko Y, Dutta S, Kessler M, Martins RC, Moreira F, Pallett J, Pretorius MD, Scott HA, Shaw JM, Collar NJ (2022). The effects of powerlines on bustards: how best to mitigate, how best to monitor?. *Bird Conservation International*, 1–14 <https://doi.org/10.1017/S0959270922000314>

Received: 30 January 2022

Revised: 08 July 2022

Accepted: 19 July 2022




Keywords:

Bustards; Powerlines; Collision and avoidance; Mitigation; Monitoring

Author for correspondence:

*João Paulo Silva,
Email: jpsilva@cibio.up.pt

The effects of powerlines on bustards: how best to mitigate, how best to monitor?

João Paulo Silva^{1,2,3,4*} , Ana Teresa Marques^{1,2,3}, Joana Bernardino^{1,2,3}, Tris Allinson⁵, Yuri Andryushchenko^{4,6}, Sutirtha Dutta^{4,7}, Mimi Kessler^{4,8} , Ricardo C. Martins^{1,2,3}, Francisco Moreira^{1,2,3}, John Pallett^{9,10}, Mattheuns D. Pretorius¹¹, H. Ann Scott⁹, Jessica M. Shaw^{4,10} and Nigel J. Collar^{4,5} 

¹CIBIO, Centro de Investigação em Biodiversidade e Recursos Genéticos, InBIO Laboratório Associado, Campus de Vairão, Universidade do Porto, 4485-661 Vairão, Portugal; ²CIBIO, Centro de Investigação em Biodiversidade e Recursos Genéticos, InBIO Laboratório Associado, Instituto Superior de Agronomia, Universidade de Lisboa, 1349-017 Lisboa, Portugal; ³BIOPOLIS Program in Genomics, Biodiversity and Land Planning, CIBIO, Campus de Vairão, 4485-661 Vairão, Portugal; ⁴IUCN SSC Bustard Specialist Group; ⁵BirdLife International, Pembroke Street, Cambridge CB2 3QZ, UK; ⁶I. I. Schmalhausen Institute of Zoology, Vul. B. Khmelnyskogo 15, Kyiv, 01030, Ukraine; ⁷Wildlife Institute of India, Chandrabani, P.O. 18, Dehradun 248001, India; ⁸Eurasian Bustard Alliance, 185 N Center Street, Suites C–E, Jackson, WY 83001, USA; ⁹FitzPatrick Institute of African Ornithology, DST-NRF Centre of Excellence, University of Cape Town, Private Bag X3, Rondebosch 7701, South Africa; ¹⁰NamPower/Namibia Nature Foundation Strategic Partnership, Windhoek, Namibia and ¹¹Endangered Wildlife Trust, 27 Austin Road, Glen Austin AH, Midrand 1685, South Africa

Summary

Bustards comprise a highly threatened family of birds and, being relatively fast, heavy fliers with very limited frontal visual fields, are particularly susceptible to mortality at powerlines. These infrastructures can also displace them from immediately adjacent habitat and act as barriers, fragmenting their ranges. With geographically ever wider energy transmission and distribution grids, the powerline threat to bustards is constantly growing. Reviewing the published and unpublished literature up to January 2021, we found 2,774 records of bustard collision with powerlines, involving 14 species. Some studies associate powerline collisions with population declines. To avoid mortalities, the most effective solution is to bury the lines; otherwise they should be either routed away from bustard-frequented areas, or made redundant by local energy generation. When possible, new lines should run parallel to existing structures and wires should preferably be as low and thick as possible, with minimal conductor obstruction of vertical airspace, although it should be noted that these measures require additional testing. A review of studies finds limited evidence that ‘bird flight diverters’ (BFDs; devices fitted to wires to induce evasive action) achieve significant reductions in mortality for some bustard species. Nevertheless, dynamic BFDs are preferable to static ones as they are thought to perform more effectively. Rigorous evaluation of powerline mortalities, and effectiveness of mitigation measures, need systematic carcass surveys and bias corrections. Whenever feasible, assessments of displacement and barrier effects should be undertaken. Following best practice guidelines proposed with this review paper to monitor impacts and mitigation could help build a reliable body of evidence on best ways to prevent bustard mortality at powerlines. Research should focus on validating mitigation measures and quantifying, particularly for threatened bustards, the population effects of powerline grids at the national scale, to account for cumulative impacts on bustards and establish an equitable basis for compensation measures.

Introduction

Bustards are amongst the most endangered groups of birds in the world, threatened by hunting, habitat degradation and loss, disturbance, and infrastructure development such as roads, wind-farms, solar farms, and especially overhead powerlines (Collar *et al.* 2017). Overhead powerlines pose a significant collision risk for bustards, and are identified as a major source of non-natural mortality (Jenkins *et al.* 2010, Martin and Shaw 2010, Bernardino *et al.* 2018, Marcelino *et al.* 2018). With the expansion of electricity grids globally, driven by political, economic, egalitarian, and humanitarian considerations, and notably with the development of renewable power sources to reduce carbon emissions, there is a rapidly rising concern over the severity of the impacts of utility infrastructures on birds, and over the ways these impacts can be mitigated (Bernardino *et al.* 2018), particularly for species such as bustards that are exceptionally susceptible to powerline collisions.

Multiple variables affect this kind of susceptibility in birds (review in Bernardino *et al.* 2018). Environmental factors, both spatial and temporal, including topography and habitat features

(APLIC 2012) and light levels, weather conditions, season, and phenology (e.g. Shaw *et al.* 2013), all play a role. The behaviour of the birds themselves is also important, as nocturnal flights may result in higher collision rates (Murphy *et al.* 2016a). The position (in a vertical or horizontal configuration), height and conspicuousness of wires all contribute an effect (e.g. Bevanger 1994, Marques *et al.* 2021). Birds that fly in flocks appear to be at higher risk, possibly because the tendency to follow leaders overrides individual vigilance (e.g. Drewitt and Langston 2008). Species with larger biometrics such as weight and wing-load are associated with faster flight and lower manoeuvrability, and are therefore at greater risk (e.g. Bevanger 1998). Those in which frontal visual fields are reduced are also at greater risk (Martin and Shaw 2010). Bustards combine these various behavioural and morphological disadvantages, being gregarious during much of their annual cycle, and relatively heavy mid-sized to large birds with very limited binocular frontal visual fields (Martin and Shaw 2010).

The commonest measure to mitigate bird mortality by collisions with powerlines is the marking of the conductor wires and earth wire with devices commonly called 'bird flight diverters' (BFDs), which aim to provide a sufficiently strong visual signal to induce evasive action in an approaching bird (Barrientos *et al.* 2011, Bernardino *et al.* 2018). However, the efficacy of this mitigation varies greatly with device design, environment, and target species (Jenkins 2010, Bernardino *et al.* 2019); it is widely apparent that BFDs may ease but do not solve the problem for certain species. Moreover, powerlines may also cause displacement effects involving reductions in bird abundance or in the degree of occupancy of suitable habitat adjacent to the infrastructure (Silva *et al.* 2010, Lóránt and Vadász 2014). One hypothesis explaining this pattern relates to the use or preference of pylons and poles by raptors for perching, providing advantageous views for scanning the surrounding landscape, which may render it unattractive or unusable for prey species (Silva *et al.* 2010). In some situations, these tall structures (whose size varies mostly with voltage level and wire configuration) also act as barriers, changing regular flight movements between bisected patches of habitat (Pruett *et al.* 2009, Raab *et al.* 2011).

The impact of powerlines on bustard populations seriously compounds other major threats such as habitat change, hunting and poaching, and predation, particularly for those species that are at highest risk (Collar *et al.* 2017). However, despite the issue long being flagged as a conservation challenge (APLIC 2012) and the accumulation of a considerable body of literature on the subject (review in Bernardino *et al.* 2018), information on how powerlines and mitigation measures affect bustards in particular remains scant. Consequently, with the present rapid expansion of electricity grids, planners and conservationists are being forced to take decisions on the deployment and management of powerlines in bustard-occupied landscapes without access to scientifically validated specifications. Experience is restricted to western Europe, southern Africa, and some parts of Asia, while guidance on monitoring and mitigating powerline impacts on bustards has until now been unavailable to conservation practitioners.

This paper encompasses two distinct sections. In the first we review all available evidence on the impacts of powerlines on bustards, including mortality, displacement, and population effects based on both peer-reviewed and grey literature. In the second we outline best practice and, based on our cumulative experience, make recommendations for assessing the impacts of powerlines on bustards and for implementing and monitoring mitigation

measures. We further suggest approaches for future research in this emerging area of conservation concern.

Review of the impacts of powerlines on bustards

Methods

To compile data on the effects of powerlines on bustard species we followed two complementary approaches. First, we undertook a systematic literature review, through the compilation of peer-reviewed studies from the search engines ISI Web of Knowledge and Scopus. The search was carried out in January 2021, with the term 'line' or 'wire' combined with one of the following key words: 'bustard', 'Tetrax', 'Otis', 'Chlamydotis', 'Lissotis', 'Neotis', 'Ardeotis', 'Houbaropsis', 'Sypheotides', 'Lophotis', 'Heterotetrax', 'Afrotis', 'Eupodotis', 'Otididae', 'floricorn' and 'korhaan'. All documents referring to interactions between bustards and powerlines were considered in our analysis. Second, as this review was restricted to literature in English, we consulted with professionals working on the effects of powerlines on bustards (and on birds in general). We particularly targeted regions under-represented in peer-reviewed studies, such as eastern Europe, Asia, and Africa (except South Africa), and sought to collect data that were dispersed in non-ISI documents and those unavailable in English. The steps followed to identify, screen, and include studies are represented in a PRISMA flow diagram (Paige *et al.* 2020) in Figure S1 in the online supplementary material. Whenever possible, the resulting information was assigned to two powerline types: (i) 'transmission lines', which carry electricity at high voltages (>60 kV) from generating facilities to substations, and (ii) 'distribution lines', which deliver electricity from substations to consumer hubs at lower voltages (<60 kV) (IEA 2016). Typically, transmission lines are taller and wider, have a larger number of conductor wires and include thinner, less visible earth wires (i.e. wires that provide an electrical connection to the ground, hence also called ground wires, but which are usually positioned above conductor wires).

Results

We found a total of 79 studies, most of them in the grey literature (55%) reporting effects of overhead wires in bustards. The earliest record dates back to 1884 and refers to collisions of Little Bustards *Tetrax tetrax* with telephone wires, but this topic becomes more frequent after the year 2000 (94% after 2000, 63% after 2010).

Mortality by collision

All evidence on mortalities resulting from bustard collisions with powerlines, from both systematic monitoring studies and incidental records, was assembled, supplementing Mahood *et al.* (2018) and Silva *et al.* (2022). Most sources merely reported mortality events and did not estimate collision rates for species, account for survey bias, or clearly report survey effort. Comparisons among studies or species are therefore limited and subject to bias.

We collected 2,774 records of collisions with powerlines (almost always mortality events) involving 14 of the 26 bustard species (taxonomy following del Hoyo and Collar 2014), spanning IUCN Red List categories from 'Least Concern' to 'Critically Endangered' (Table 1, with details in Table S1). Most records involve European and southern African species or populations. We found no evidence from central Africa or Australia (although we found a collision with a telephone wire by the Australian Bustard *Ardeotis australis*, a 15th

Table 1. Summary of collision events with powerlines by bustard species (total mortality events: 2,769 individuals). Species, species range and 2021 IUCN Red List category are given based on BirdLife International (2021); Great Bustard broken into two subspecies but Red List category applies to the species. Line type: TX – transmission powerlines, DX – distribution powerlines. Number of collisions observed: total number of collision events compiled for each species. Percentage tracked individuals: powerline victims with GPS telemetry devices per study or by several studies (mean and range presented). Sources: studies or experts providing data on bustard collisions.

Species	2021 IUCN status	Geographic range	Region/country with collision data	Line type	Number of collisions observed	Percentage tracked individuals Mean (range)	Sources
Little Bustard <i>Tetrax tetrax</i>	NT	Iberia & northern Africa; African–Eurasia	Azerbaijan, France, Italy, Kazakhstan, Portugal, Spain	TX; DX	303	3.30%	Alonso and Alonso (1999), Barrientos <i>et al.</i> (2012), CTALEA (2018), Devoucoux in Silva <i>et al.</i> (2022), Ecosativa (2009), Ecosistema (2007), Estanque <i>et al.</i> (2012), Favier in Silva <i>et al.</i> (2022), Gauger (2007), Guillou in Silva <i>et al.</i> (2022), Infante <i>et al.</i> (2005), Infante <i>et al.</i> (2011), Janss and Ferrer (1998), Marcelino <i>et al.</i> (2018), Marques <i>et al.</i> (2007), Marques <i>et al.</i> (2008), A.T. Marques pers. Data, Neves <i>et al.</i> (2005), Poyrel in Silva <i>et al.</i> (2022), Procel (2007, 2010), Rubolini <i>et al.</i> (2005), Voronova <i>et al.</i> (2012), Wolff in Silva <i>et al.</i> (2022)
Eastern Great Bustard <i>Otis tarda dybowskii</i>	VU	Asia	China, Mongolia, Russia	TX; DX	35	8%	Batbayar <i>et al.</i> (2020), N. Batbayar pers. comm., D. Batsuuri pers. comm., Cheng <i>et al.</i> (2011), B. Gantulga pers. comm., Goroshko (2002), M. Kessler pers. data, Liu <i>et al.</i> (2013)
Western Great Bustard <i>Otis tarda tarda</i>	VU	Iberia & northern Africa; African–Eurasia	Austria, Crimea, Hungary, Kazakhstan, Morocco, Portugal, Russia, Spain, Turkey, Ukraine, United Kingdom	TX; DX	392	17.35% (16.1–18.6)	Alonso and Alonso (1999), Alonso <i>et al.</i> (2005), Andryushchenko (2002), Andryushchenko <i>et al.</i> (2002, 2014), Andryushchenko and Popenko (2012), Ashbrook <i>et al.</i> (2016), Barrientos <i>et al.</i> (2012), CTALEA (2018), Estanque <i>et al.</i> (2012), Infante <i>et al.</i> (2005), Janss and Ferrer (1998), Karataş <i>et al.</i> (2021), Kucherenko and Prokopenko (2017), Marques <i>et al.</i> (2007, 2008), A.T. Marques pers. data, Martín <i>et al.</i> (2007), Neves <i>et al.</i> (2005), Palacín <i>et al.</i> (2017), Procel (2007, 2010), Prokopenko (2000), Prokopov (2017), Raab <i>et al.</i> (2012), Vadász and Lóránt (2015), Watzke (2007), Zav'yalov <i>et al.</i> (2005)
African Houbara <i>Chlamydotis undulata</i>	VU	Northern Africa	Islas Canarias	DX	197	–	García-del-Rey and Rodríguez-Lorenzo (2011), Gómez-Catasús <i>et al.</i> (2020), Lorenzo <i>et al.</i> (1998), Lorenzo and Ginovés (2007)
Asian Houbara <i>Chlamydotis macqueenii</i>	VU	Middle East–Eurasia	Central Asia, Iran, Uzbekistan	TX; DX	21	4.41% (1.92–6.9)	Burnside <i>et al.</i> (2015, 2018), Kolnegari <i>et al.</i> (2020)

(Continued)

Table 1. (Continued)

Species	2021 IUCN status	Geographic range	Region/country with collision data	Line type	Number of collisions observed	Percentage tracked individuals Mean (range)	Sources
Ludwig's Bustard <i>Neotis ludwigii</i>	EN	Southern Africa	Namibia, South Africa	TX; DX	1,538	–	Anderson (2001), Jenkins <i>et al.</i> (2011), J. Pallett pers. data, Scott and Scott (2020), Shaw <i>et al.</i> (2010, 2018, 2021)
Denham's Bustard <i>Neotis denhami</i>	NT	Sahel, Central & southern Africa	South Africa	TX; DX	18	–	Shaw <i>et al.</i> (2010)
Kori Bustard <i>Ardeotis kori</i>	NT	North-eastern, eastern & southern Africa	Ethiopia, Namibia, South Africa	TX	121	–	Anderson (2001), Collar (2019), J. Pallett pers. data, Scott and Scott (2020), Shaw <i>et al.</i> (2018, 2021)
Great Indian Bustard <i>Ardeotis nigriceps</i>	CR	Asia	India	TX	11	–	Uddin <i>et al.</i> (2021), State Forest Department in Uddin <i>et al.</i> (2021), ERDS Foundation in Uddin <i>et al.</i> (2021), D. Gadhavi (TCF) pers. com., Habib in Uddin <i>et al.</i> (2021), Patil (2014)
Bengal Florican <i>Houbaropsis bengalensis</i>	CR	Asia	Cambodia	TX	6	–	S. Mahood pers. comm.
Lesser Florican <i>Sypheotides indicus</i>	CR	Asia	India	n.a.	4	–	BirdLife (2001), Kasambe and Gahale (2010), Ram <i>et al.</i> (2022)
Karoo Bustard <i>Heterotetrax vigorsii</i>	LC	Southern Africa	Namibia, South Africa	TX; DX	66	–	Anderson (2001), J. Pallett pers. data, Shaw <i>et al.</i> (2018, 2021)
Southern Black Bustard <i>Afrotis afra</i>	VU	Southern Africa	South Africa	TX; DX	4	–	Shaw <i>et al.</i> (2010, 2018)
Northern Black Bustard <i>Afrotis afraoides</i>	LC	Southern Africa	South Africa	TX	49	–	Anderson (2001), Shaw <i>et al.</i> (2018, 2021)
Blue Bustard <i>Eupodotis caerulescens</i>	NT	Southern Africa	South Africa	TX	9	–	Shaw <i>et al.</i> (2021)

species; see Table S2), presumably reflecting the lower density of powerlines and/or lower number of relevant studies in these regions. The southern African Ludwig's Bustard *Neotis ludwigii* produced the largest number of mortality records (c.56%), followed by the Palearctic members of the family, Little Bustard, Great Bustard *Otis tarda*, African Houbara *Chlamydotis undulata* and Asian Houbara *C. macqueenii*.

Collisions were reported for both transmission and distribution powerlines (Figure 1), but also for telephone, telegraph, and railway wires ($n = 98$, details in Table S2). Two studies conflated mortalities on powerlines, telephone wires and fences (Ashbrook *et al.* 2016, Gómez-Catasús *et al.* 2020). When identified in or identifiable from reports, transmission lines caused 1,963 collisions compared to 429 caused by distribution lines. These figures do not necessarily reflect the relative danger posed by the two types of line; rather they could simply reflect the greater attention given to the larger transmission lines. In fact, the highest record of collision events per km was reported for Little Bustards at a telephone wire in a single survey in Azerbaijan, where the largest known wintering flocks of this species concentrate (Ivanov and Priklonskii 1965). It should also be noted that the distribution grid is much larger (e.g. in Alentejo, Portugal, almost 10 times larger than that for transmission; Marques *et al.* 2021), potentially representing an overall higher mortality risk. Additionally, two or more transmission lines and distribution lines often run in parallel, making it difficult to establish the structure responsible for the collision.

Displacement and barrier effects

We found only six studies, all European, that specifically address powerline displacement effects on bustards, involving two

species, namely Great Bustard (Lane *et al.* 2001, Magaña *et al.* 2010, Lóránt and Vadász 2014) and Little Bustard (Silva *et al.* 2010, Santos *et al.* 2016, Alonso *et al.* 2020). Displaying male Great Bustards avoid sites located within 400 m of medium-voltage powerlines, and occupy areas within 500–1,000 m of them less than expected (Lóránt and Vadász 2014), while the densities of displaying male Little Bustards decline with increasing proximity to transmission powerlines (Silva *et al.* 2010, Santos *et al.* 2016). As noted, such displacements may reflect the increased risk posed by raptors perching on the structures (Stahlecker 1978, Lammers and Collopy 2007), particularly during the breeding season, as minimising predation risk is crucial in nest-site selection (Magaña *et al.* 2010). However, Little Bustards do not seem to avoid powerlines when selecting stopover areas, possibly because some perform post-breeding dispersal movements at night, when they cannot detect these structures (Alonso *et al.* 2020).

Raab *et al.* (2011) found that take-off flight directions of Great Bustards are influenced by the presence of powerlines at c.800 m, and up to 1,600 m. This behaviour may reduce the risk of collision, but it also reveals how powerlines can become barriers, fragmenting habitat by conditioning the movements of local populations, potentially at wide spatial scales (Raab *et al.* 2011).

Population, behavioural and demographic effects

Mortality at powerlines is often cited as a probable factor in local bustard population declines (e.g. Pinto *et al.* 2005, Collar *et al.* 2017, WII 2018). However, the effects of powerlines on bustards are difficult to quantify through population approaches, specifically when aiming to assess the rate of decline caused by the infrastructure,




Figure 1. Bustard deaths by collision with powerlines in different countries: a) Great Bustard in Portugal (photo: A. T. Marques); b) Little Bustard in Portugal (photo: A. T. Marques); c) Ludwig's Bustard and d) Kori Bustard in Namibia (photos: J. Pallett).

because they require demographic and biological data that are often unavailable. Several studies finding apparently unsustainable collision rates were unable to establish a causal link between collision rates and population declines (e.g. Jenkins *et al.* 2011, Marcelino *et al.* 2018, Shaw *et al.* 2018). However, a recent population viability analysis (PVA) in Rajasthan, India, estimated an annual mortality rate of 16% for the Great Indian Bustard *Ardeotis nigriceps* owing to powerlines, demonstrating that this would lead to the extinction of this species within 20 years (Uddin *et al.* 2021). Complementarily, a PVA found that the Great Bustard population near Madrid, Spain, would increase 1.7 times in 100 years in the absence of powerline collisions (Martín 2008).

The effect of collisions on overall annual survival has been evaluated in some species. At least 11–15% of South Africa's Ludwig's Bustards were estimated to be killed annually by transmission lines alone (Jenkins *et al.* 2011). GPS loggers on Iberian Little Bustards established that 3.4–3.8% of adult birds die annually at powerlines (Marcelino *et al.* 2018). In south-west Iberia densities of the species vary inversely with powerline density, possibly attributable to avoidance behaviour, increased mortality, or both (Marques *et al.* 2020).

Spatial and temporal clustering of bustard mortalities is often associated with specific times of the year when birds gather in larger numbers and undertake migration (e.g. Ivanov and Prik-lonskii 1965, Shaw *et al.* 2018, Marques *et al.* 2021). Across Spain in the years 1997–2012 the effect was sufficiently great to increase the proportion of sedentary vs migratory Great Bustards, owing to the latter group's higher mortality at powerlines (Palacín *et al.* 2017).

Many bustard species display sexual size dimorphism which may in theory result in differential collision rates between the sexes. Males, which are typically heavier, and therefore presumably less manoeuvrable in flight, are probably at greater risk than females. Collision rates in Western Great Bustards *Otis tarda tarda* and Ludwig's Bustards are higher in males than females (Martin *et al.* 2007, Jenkins *et al.* 2011, Shaw *et al.* 2018), although this finding was not confirmed for the Kori Bustard *Ardeotis kori* (Shaw *et al.* 2018) or in a short Namibian study of Ludwig's (J. Pallett unpubl. data). On the other hand, longer migrations are undertaken by the smaller sex in some bird species (e.g. Ketterson and Nolan 1976), and this is documented in the Asian Houbara and both subspecies of Great Bustard (Streich *et al.* 2006, Combreau *et al.* 2011, M. Kessler unpubl. data). The interannual variation in these movements may increase the risk of collision by taking birds into unfamiliar landscapes (Bernardino *et al.* 2018).

Recommendations for mitigating powerline impacts on bustards

In the planning of new powerlines and the retrofitting (upgrading) of existing ones it is important first to identify the measures necessary to avoid or reduce any impacts on bustards, and only then to offset the residual impacts (Ekstrom *et al.* 2015). Early evaluation of the risks posed by the projects and the design of effective mitigation strategies can help the successful management of the impacts on bustard populations and prevent costly project modifications later. In the following sections recommendations are made based on the available scientific evidence, however some recommendations are expert based and may require additional

validation, therefore their application requires careful consideration, depending on local and project specificities.

Strategic planning and line routing

In the European Union new powerline projects are largely assessed for their environmental impact on a case-by-case basis (EC 2018). However, project-level decision-making in powerline construction should be guided by strategic planning and assessment of the energy grid at a regional and national scale, to avoid redundancy and reduce the number of lines (D'Amico *et al.* 2018, EC 2018). Sensitivity maps and collision risk models (e.g. based on telemetry data) are key tools in identifying existing hazardous areas within the grid or critical 'no-go' areas for new energy developments and associated powerlines (Combreau *et al.* 2011, Silva *et al.* 2014, Allinson *et al.* 2020). Electricity grid managers and planning authorities should therefore collect all relevant information on the temporal and spatial use of landscapes by species of conservation concern at a national or regional scale in order to enable sound decision-making to proceed.

To avoid conflicts, particularly in key bustard conservation areas, powerlines may be avoided altogether. In some contexts (e.g. low-voltage lines in rural areas), it is now possible to use microgeneration technologies to produce energy independently from centralised grid-connected power. Numerous solutions are available, principally involving solar or wind energy or both combined; they are robust, easy to install and modular in structure, aiming for low carbon footprints and cost reduction (Balcombe *et al.* 2014).

When the construction of powerlines is inevitable, optimal routing (in terms of smallest impact on bustards) is critical. It should be based on a careful evaluation of the area's ecological characteristics, and of existing infrastructures or activities that may already affect local bustard populations. Adding new circuits to existing infrastructure is generally preferable, because it avoids impacting new areas and provides an opportunity to make the existing infrastructure safer for birds (APLIC 2012, SNH 2016). However, if a completely new powerline is unavoidable, running it parallel to existing linear structures such as roads and railways, which bustards already avoid, may be expected to limit the damage (Torres *et al.* 2011, Malo *et al.* 2017, Shaw *et al.* 2018). Even so, when a new powerline is installed parallel to an existing unmarked line it is advisable to retrofit the latter by installing line-marking devices (see 'Line marking' below) and to stagger the pylons so that, as much as possible, the pylons of one line are placed next to the mid-span of the other line (Pallett *et al.* 2022).

Nevertheless, the best ways to prevent collision events and displacement/barrier effects are either through underground cabling (see 'Line undergrounding' below) or by routing the line far away both from high-quality bustard habitats (Silva *et al.* 2010, Lóránt and Vadász 2014, Marques *et al.* 2020, 2021) and from bustard migratory routes and stopover sites (Raab *et al.* 2011, Palacín *et al.* 2017, Alonso *et al.* 2020). Avoiding migration areas is, however, a challenge for long-distance migrant bustard populations, because they show inter-individual and inter-annual variation in their migratory routes, stopovers and wintering sites (Combreau *et al.* 2011, Kessler *et al.* 2013, Burnside *et al.* 2020). It may also be a challenge when species (e.g. Ludwig's Bustard) are nomadic in arid environments (Shaw *et al.* 2018).

Line undergrounding

Burying cables necessarily eliminates bird collisions. Undergrounding is therefore the only option if a bustard population is to be certain to survive the threat from a new or existing powerline (e.g. Raab *et al.* 2012). Undergrounding powerlines improves supply reliability, aesthetic appearance, and worker and public safety, while reducing liability expenses due to wildfires arising from downed lines (Brundy 2019). However, it entails financial, technical, environmental and legal challenges (Antal 2010, Brockbank 2014).

Undergrounding demands a high initial outlay, particularly for transmission lines (Parsons Brinckerhoff 2012, Teegala and Singal 2015), albeit lower for distribution lines (Hall 2013). In the longer term, however, undergrounding can reduce the operational and maintenance costs for distribution lines and improve reliability owing to fewer outages (Fenrick and Getachew 2012, Glass and Glass 2019). Over the lifetime of a distribution cable, undergrounding appears cost-effective and is becoming standard practice in several European countries (Haas *et al.* 2005, Raab *et al.* 2012); it is also increasingly used in parts of the United States to reduce the risk of wildfires (Hall 2013). Although technically and financially more challenging, the burial of high-voltage (i.e. over 110 kV) transmission lines has been undertaken where they bisect areas of high natural value (Prinsen *et al.* 2012) and should not be discarded in critical areas for bustards.

Line design and construction

If the construction of an overhead line across a landscape used by bustards cannot be avoided, collision risk must be minimised. This requires decisions on the exact location of the pylons and their configuration, based on the line features known to reduce collision risk for birds generally and suspected of doing so for bustards in particular. Cables should run as low as possible, because bustards fly at fairly low altitudes and tend to cross powerlines over the cables rather than between or below them (Neves *et al.* 2005, Marques *et al.* 2007, 2021). Bustards evidently see and avoid pylons, and most collisions occur in the middle of the span (Anderson 2002, Neves *et al.* 2005, Shaw 2013, Pallett *et al.* 2022). Thus, in powerlines with typically very long spans (e.g. transmission lines), decreasing inter-pylon distances allows lower line heights and simultaneously reduces the length of the middle section of the spans, which should accordingly reduce bustard collision risk. Moreover, the obstruction of vertical

airspace should be minimised by arranging the conductors horizontally (Figure S3; Shaw *et al.* 2018, Marques *et al.* 2021). The use of earth wires, which, being thinner and thus less visible, pose greater risks to all birds (e.g. Bevanger and Brøseth 2001), should be avoided whenever possible.

Thicker cables and bundled conductors, with as many 'spacers' as possible, are expected to increase line visibility and reduce bustard collisions. Thus, a further possible mitigation measure, for use at least on medium-voltage powerlines, is the 'spacer cable', which was developed to reduce power outages caused by contacts of lines with trees (Ramirez-Vazquez and Espino-Cortes 2012). This technology uses insulated cables, which allow the conductors to be positioned closer to each other than is possible with bare wires on crossarms. Spacer cables could reduce the risk of collision both by decreasing the total vertical height of the powerline assemblage and by making the conductors more visible. Research into the wider use of spacer cables would help determine the feasibility of their roll-out at least in the most urgent situations. To minimise bustard disturbance, line construction and maintenance times should be as short as possible and undertaken outside the breeding season (Nagy 2009, Sastre *et al.* 2009).

Line marking

Line marking with BFDs is the commonest measure used around the world to reduce bird collisions with powerlines (Figure 2; reviewed, along with other mitigation strategies, in APLIC 2012, Bernardino *et al.* 2018). BFDs exist in a wide range of forms, but fall into two main categories: static and dynamic. Static devices, typically in the form of small- to large-diameter PVC spirals of different colours, are wrapped around the wires and have no moving parts. Dynamic BFDs devices (also called 'flappers'; Figure S2) are variously shaped like plates, discs, crossed bands or strips (e.g. RIBE diverters), and usually hang from the wire via a clamp which allows the wind to move them. These devices have greatly evolved over the years in terms of materials (e.g. incorporation of reflective and/or luminescent parts) and dynamic features (e.g. swinging or rotating plates), based on the assumption that moving objects are more likely to be detected by flying birds than static ones (Martin 2011). This assumption may perhaps be mistaken in the case of bustards, as visual field studies suggest that they have poor forward vision in flight (Martin and Shaw 2010). Moreover, dynamic BFDs (particularly those with rotating features) may exhibit high malfunction rates (Sporer *et al.* 2013, Dashnyam *et al.* 2016), although



Figure 2. Powerlines marked with BFDs in Namibia. Left: flappers alternating with spirals on each earth wire of two powerlines running parallel to each other. Right: White spirals along one earth wire and black spirals along the other earth wire on a 400 kV transmission powerline, northern Namibia (photos: J. Pallett).

manufacturers have recently endeavoured to increase their quality, with some models already showing relatively good long-term performance (Shaw *et al.* 2021).

To date, experiments show that BFDs reduce overall bird collision rates with powerlines, on average, by half (Bernardino *et al.* 2019), but their effectiveness is highly variable depending on the site, target species and BFD type; and with bustards the evidence is discouragingly weak, or finds no effect. Two studies reported significant but slight positive effects of static 'spiral' BFDs for the Little Bustard, the smallest (but not the lightest) species of bustard, which is expected to fly more slowly than larger species (Barrientos *et al.* 2012, Marques *et al.* 2021). The first of these studies also found that in the far heavier and less manoeuvrable Great Bustard collisions decreased significantly (if slightly) when lines were marked with the larger (and therefore sooner seen) of two 'spiral' diverters (Barrientos *et al.* 2012). However, a simultaneous study somewhat contradictorily found that dynamic 'firefly' BFDs significantly reduced the collision rates of Little and Great Bustards combined, while large spirals and 'crossed band' dynamic BFDs did not (Estanque *et al.* 2012; see Figure S2 for images of BFD type). In stronger contrast, studies in the Iberian peninsula and Canary Islands either found no significant effect of line marking on bustard collision rates (Janss and Ferrer 1998, Marques *et al.* 2007) or were inconclusive owing to low sample sizes (Alonso *et al.* 1994, Lorenzo and Cabrera 2009, Infante 2011). Troublingly, the most comprehensive study to date to assess the effectiveness of BFDs on bustards, undertaken in South Africa over an eight-year period and using a *Before-After Control-Impact* design, found that large spirals and 'flappers' (in the form of discs) had no significant effect on the collision rates of bustards, including smaller species (Shaw *et al.* 2021). Aviation spheres have produced (to some extent) reductions in mortality for other large birds, such was the case of a study with Sandhill Cranes *Antigone canadensis* that showed a 56% of collision reduction (Morkill and Anderson 1991), but their effects for bustards are not yet studied (Murphy *et al.* 2016a; review in APLIC 2012).

These findings present a serious challenge, as wire-marking seems insufficient to prevent powerlines from causing irreparable damage to bustard populations over time. Nevertheless, we regard the marking of new or existing powerlines as mandatory, partly because their effect is not non-existent, that is expected to increase with the increased size, number, and sophistication of the diverters, and partly because, when there is scientific uncertainty and until more information is available, the precautionary principle must apply. Thus, in cases where undergrounding or rerouting is not an option, the construction of powerlines in bustard-occupied areas (breeding, migration, and wintering) should involve peripheral routing coupled with line marking that observes the following requirements:

- *Size of BFD*—Larger devices can be seen at a greater distance, and must be used.
- *Type of BFD*—Despite no clear evidence indicating better performance, dynamic BFDs should be used as they are considered more likely to catch birds' attention. For optimum effect they should be reflective, coloured contrastingly (e.g. black and white to maximise line visibility and background contrast), and self-illuminating (some bustard species are known to make dusk and nocturnal flights, and perhaps all do at times).
- *Position*—All conductors and earth wires must be marked with BFDs, which should be mounted throughout the entire span and placed alternately on each conductor and earth wire. If

BFDs cannot be attached to high-voltage conductors for technical or country-specific legal reasons (e.g. Hurst 2004), at least the earth wires (the thinnest and least visible cables, and often the highest and therefore most dangerous ones) *must* be marked.

- *Spacing*—BFDs should be installed as close together on the same wire as engineering constraints allow.
- *Aeronautical safety*—Line marking with aircraft warning spheres should not exclude the installation of BFDs, as the former are usually spaced far apart (e.g. several tens of metres in profile). When technically feasible, both devices should be mounted in combination.
- *Maintenance*—Devices must remain in position and functional (in terms of reflectivity and movement) throughout the powerline's lifetime. Energy companies must plan and budget for regular inspection and replacement of BFDs, as their lifetimes can be much shorter than those of the powerlines themselves.

Further product development of BFDs, involving size, shape, dynamism, lights (e.g. LEDs and lasers), colours and reflectiveness, is necessary in collaboration with avian ecologists, sensory biologists and powerline engineers to better match the sensory ecology of bustards. Although near-ultraviolet wavelength lights have been used to reduce twilight collisions for cranes arriving at roost sites (Dwyer *et al.* 2019), the visual pigment opsin sequence (NCBI Reference Sequence: XP_010124621.1) and large eye size of bustards indicate their limited ultraviolet-sensitivity (Ödeen *et al.* 2009, Lind *et al.* 2014). Research is required to determine the most salient wavelengths for bustards' visual systems and, among those, the frequencies that provide maximum contrast to environmental light. The development of acoustic deterrents, or visual deterrents which fall better within the line of sight of bustards (such as ground-mounted lights), may also be productive (Boycott *et al.* 2021).

Habitat management

Habitat management could potentially be used to reduce bustard collision risk with powerlines or, as a last resort, to compensate for bustard collision mortality. Restricting anthropogenic disturbance (e.g. from hunting, recreation) close to powerlines could reduce collisions resulting from bustards flushed into flight (Sastre *et al.* 2009). Lessening the attractiveness of the habitat near lines and/or creating attractive habitats further away might also contribute to lower collision rates. Such measures, however, have never been tested and would require habitat modification on a large scale.

Compensation for powerline mortalities could involve measures such as promoting bustard-friendly habitat management, giving full protection to other bustard sites, and reducing disturbance at display and nesting sites (Bretagnolle *et al.* 2011, Raab *et al.* 2014, Jhala *et al.* 2020). To achieve long-term success, however, these actions should be species-specific, informed by rigorous research, and carefully planned with local stakeholders (e.g. farmers, NGOs). Such interventions should enhance the affected bustard populations to the point where they are measurably stronger than before.

With the current uncertainty over BFD effectiveness, compensation measures must be considered mandatory when new powerline projects threaten bustard populations. Typically, compensation is assessed on a case-by-case basis, but the cumulative impact of the existing energy grid should urgently be assessed. Powerline companies are responsible for the overall impacts that their infrastructures have on biodiversity, and should therefore assess and duly implement, to the full (encompassing the lifetime

of the line), the interventions necessary to compensate for bustard mortalities and displacement.

Recommendations for monitoring impacts and mitigation effectiveness

Powerline monitoring schemes for bustards are crucial for three main purposes: (i) to determine collision mortality rates; (ii) to assess displacement and barrier effects caused by the infrastructure; and (iii) to evaluate the effectiveness of mitigation measures implemented.

Determining mortality rates

Carcass searches

Carcass searches under powerlines are the most common method for recording collision fatalities (e.g. Barrientos *et al.* 2012, Shaw *et al.* 2018, Uddin *et al.* 2021). Mortality rates should be determined through standardised surveys, following the recommendations provided in the next sections adjusted through a careful evaluation of the particularities of each project (e.g. location, powerline length, and target bustard species). Methods used and results obtained (including observed fatalities and estimated mortality rates) should be reported clearly, to allow meaningful comparisons across studies.

Carcass searches should be undertaken throughout the year where bustards are resident or else synchronised with their seasonal presence. Search frequency may be adjusted to the known persistence of bustard carcasses or remains (e.g. 'feather spots'—patches of feathers on the ground indicating a collision event) depending on conditions at the site (Ponce *et al.* 2010, Schutgens *et al.* 2014); but, ideally, searches should be conducted at least every two weeks for medium-sized species and monthly for large species. Sampling should cover the full extent of powerline sections in areas known to be more important for bustards; outside those areas, surveys should subsample the powerline sections (at least 20% of their total length) that bisect areas with confirmed or high potential occurrence of bustards (based on habitat suitability or other knowledge). When the distribution of bustard species is not well known, or in large continuous tracts of habitat, representative samples should be surveyed in all appropriate areas.

The survey strip should include the area within at least 10 m of the outermost cables on either side of the powerline, but ideally cover a distance equal to the maximum height of the cables (i.e. a total survey strip twice the width of the maximum cable height) (Shaw 2013, Gómez-Catasús *et al.* 2020). Preferably, survey strips should be searched by means of walked linear transects spaced no more than 10 m apart; however, depending on target species size, ground visibility and powerline length, searches may be conducted at very low speeds by car or quad bike. In a vehicle, at least two observers are needed to scan the area ahead and their respective sides of the track, with the driver doubling as an observer since the travelling speed is very low (e.g. Shaw *et al.* 2018). Scent-detection dogs perform better than humans at finding bird remains and feather spots (Reyes *et al.* 2016), although the training of dog-handler teams possibly imposes time and availability constraints on this method. The exact location of carcasses should be recorded with a GPS, and all evidence of the carcass should be removed (or the spot marked) to prevent double counting on future surveys.

Carcass searches should cover at least a one-year period (to detect seasonal variations), but preferably last for 2–3 years.

Decisions on subsequent monitoring should be based on results obtained.

Bias corrections

The number of carcasses found during surveys is only a proportion of the true mortalities, because some deaths will not be registered owing to removal bias (carcasses sequestered by scavengers or reduced by decomposition), detection bias (carcasses missed through visibility issues) and crippling bias (fatally injured birds flying or walking beyond the search area). Carcass removal and detection rates vary greatly among study sites (Barrientos *et al.* 2018, Bernardino *et al.* 2022), so in order to estimate true collision rates as accurately as possible, field trials to ascertain the relevant bias-correction factors are essential.

Carcass removal trials should be undertaken at least in the first year of post-construction monitoring, at every relevant season. At least 10 (and preferably 20) bird carcasses (matching the size and, if possible, coloration of the target species) are needed per season (Bispo *et al.* 2015). They should be distributed widely, evenly, and proportionately across the different powerline sections regularly searched for bird fatalities. Once placed, they should initially be checked daily and then at increasing intervals (e.g. daily up to day 4, then on day 7, 14, 21 and 28), to determine their persistence probability over time (Schutgens *et al.* 2014, Bispo *et al.* 2015).

Carcass detection trials may be carried out using the same carcasses as in the removal trials but ideally also feather spots (Stevens *et al.* 2011, Reyes *et al.* 2016). These trials can be undertaken during scheduled carcass searches, without prior knowledge of the searchers. All carcasses not detected by individual searchers or search teams should be promptly checked to confirm the persistence of the carcasses or their remains (to exclude trial errors due to rapid removal by scavengers). Trials should be repeated in two or more relevant seasons to account for differences in visibility (depending on vegetation cover and height) and, consequently, in detection probabilities of carcasses and feather spots over time (Stevens *et al.* 2011).

Crippling bias (the proportion of birds colliding with a line that fall or die outside the survey strip) remains an important knowledge gap, although it strongly influences mortality estimates (Rioux *et al.* 2013). This bias is extremely difficult to gather data on and, hence, unlikely to be determined under standard monitoring programmes. Moreover, the few studies investigating this bias reported such a wide range of values, between 20% and 82% (Bevanger 1995, Rioux *et al.* 2013, Murphy *et al.* 2016b, Travers *et al.* 2021), that their use is inappropriate. Thus, until further data are available, we suggest not to adjust mortality estimates for crippling bias, and researchers should accept that, for now, the estimated mortality rates correspond to the minimum expected. When studies do adjust for crippling bias they should clearly state the correction value used.

Mortality estimators

Apart from producing observed fatality rates (based solely on carcass searches), bustard carcass counts should be adjusted for removal, detection and, if measured, crippling bias. Several mortality estimators are available but, currently, GenEst estimator (Dalthorp *et al.* 2018) incorporates the best features of previous estimators and is able to account for uncertainty in the final mortality estimates. In case of rare mortality events, alternative estimation approaches (e.g. Huso *et al.* 2015) should be considered.

Assessing displacement and barrier effects

The study of displacement effects is feasible and valuable where bustards occur at a high enough density. Ideally, monitoring should be based on a *Before-After gradient* (BAG) approach, where the abundance of a given bustard species is characterised at varying distances from the powerline before and after its construction (Powell *et al.* 2017). Bird surveys should ideally cover at least a complete year cycle before the line is constructed, so that the full effect of the infrastructure can be measured. If the line already exists, a gradient approach ('impact gradient', IG) can still be used, quantifying abundance as a function of distance to the infrastructure, but all other confounding effects (e.g. habitat, other sources of disturbance) must be taken into account.

Any expected barrier effects should be monitored by comparing flight paths and line-crossing rates (obtained by direct observations) before and after the powerline is built. If the line is already installed, other indirect methods based on the IG approach can be considered, such as recording take-off directions at different distances to the line (Raab *et al.* 2011).

Besides direct observations, both displacement and barrier effects may be assessed through bird-tracking technologies (e.g. satellite/GPS telemetry) which provide high spatial and temporal resolution data on bird movements (Pruett *et al.* 2009).

Evaluating mitigation measures

It is vital to evaluate the performance of mitigation measures, particularly line marking, in reducing bustard mortality. For existing retrofitted powerlines a *Before-After Control-Impact* (BACI) approach should ideally be implemented in which mortality is quantified for marked and unmarked sections of line, both before and after marking (e.g. Shaw *et al.* 2021). For new powerlines (when BFDs are installed at the construction stage) the monitoring approach must be the simple *Control-Impact* (CI), where mortality is assessed on marked versus unmarked sections of line. However, for a true comparison, bias correction experiments (see above) have to be undertaken in both sections, which might have, e.g., different habitats, scavenger populations and bustard abundances (Bernardino *et al.* 2019). Additionally, bustard crossing rates (which can be used as a proxy of local abundance) should be determined for the marked and unmarked sections and then used to adjust/calibrate the respective estimated mortality rates (Mercker and Jödicke 2021).

Additional key issues

Local and regional bustard populations require constant monitoring so that additional mitigation and/or compensation measures can be implemented promptly in response to any demographic changes detected. The long-term threat posed by powerlines to bustard populations may be assessed through population viability analysis (e.g. Uddin *et al.* 2021). It must, however, be based on robust mortality and demographic data (e.g. population size, social structure, reproduction parameters), so further basic population monitoring is needed to generate such data, particularly for threatened species. Assessments of bustard population dynamics should also consider the cumulative impacts of powerlines within their range, and impacts from other nearby structures (e.g. roads, wind-farms). Long-term tracking projects, robustly sampling individually marked birds, can provide a reliable estimate of mortality rates caused by collisions with powerlines in the context of other

anthropogenic sources of bustard mortality (Table 1; Palacín *et al.* 2017, Marcelino *et al.* 2018).

Reflections and conclusions

Of the 14 bustard species documented here as having suffered powerline mortality three have the IUCN Red List category 'Critically Endangered', two are 'Endangered', four 'Vulnerable', four 'Near Threatened' and only two 'Least Concern' (Table 1). Ethically, therefore, it may be questionable to experiment with the use or non-use of various mitigation measures and designs in order to assess which are effective in preventing collisions in species that are at elevated risk of extinction. Equally, however, the lack of solid information and certainty over the scale of the problem, and over the efficacy of the measures intended to address it, leaves conservationists in the unenviable position of taking crucial decisions in an information environment dominated by anecdote. It is an ironic reflection of this circumstance that the 'Critically Endangered' Bengal Florican *Houbaropsis bengalensis* was recently—and emphatically—identified as at serious risk from a new powerline in Cambodia (Mahood *et al.* 2016) at a time when it had not yet been recorded as a powerline victim.

Anecdote can of course be instructive, revealing for example that a small, medium-tension powerline consisting of three horizontally aligned wires can cause repeated fatalities to a bird the size and weight (up to 19 kg) of a Kori Bustard (Collar 2019). Nevertheless, this first global review of the problem of bustard mortalities at powerlines seeks to combine anecdote with quantified analyses to provide as robust a body of evidence as possible while still necessarily invoking the precautionary principle to govern management responses. Data on bird collisions are difficult and expensive to obtain and to compare; the proposed guidelines encourage conservationists and researchers to collect data in a systematic way and enable interdisciplinary studies to better understand powerline impacts and to use and develop effective mitigation measures. An important need, therefore, is for conservationists to establish and inform relevant authorities of the distribution and numbers of bustards within their areas of concern, so as to forestall proposals for powerlines that would affect the areas on which the birds depend.

Additional risks are imposed if the landscapes in question are allowed to be fragmented by fences and criss-crossed by telephone and rail lines (both of which are also hazardous for bustards: Table S2) or repurposed for wind-turbines and principally solar farms, which may not kill birds outright but will lead in most cases to extensive habitat loss and disruption as well as to the expansion of electricity grids. Vigilance on these other issues is equally necessary. Nevertheless, an important further strategy for conservationists to pursue is engagement with energy companies. Energy delivery is one essential public good; nature conservation is another. When energy companies are reduced to vilifying conservation for obstructing their plans, as happened following the April 2021 Indian Supreme Court order to bury all powerlines affecting the survival of the Great Indian Bustard (*The Economic Times* 2021), the balance of those public goods has been lost.

Restoring that balance will also necessarily involve restoring real balances in nature, with energy companies obliged and, better, voluntarily agreeing to compensate fully for the negative impacts their powerlines have on bustards. Compensation should primarily be channeled towards increasing productivity in accordance with the level of mortality caused by the powerline. Additional research

is needed, however, to attain a more holistic understanding of the cumulative impacts of the electric grids on bustard demography and overall impact on populations, particularly for those more threatened species. With greater appreciation of each other's interests and needs, however, fruitful partnerships can emerge, as in South Africa, Namibia, and Portugal where conservationists and academia are working closely with the national power suppliers to find sound and equitable solutions to the bustard/powerline conflict.

Acknowledgements. We are most grateful to colleagues who provided additional data on bustard collision with powerlines: N. Batbayar, D. Batsuuri, D. Gadhavi, B. Gantulga and S. Mahood. Thanks are also due to Eskom Holdings SOC Ltd. for funding and supporting research into bustard collision mitigation in South Africa, and to Redes Energéticas Nacionais (REN) for supporting the study of the interactions between birds and powerlines in Portugal, through Cátedra REN. We also thank R. Michael Scott for his input and review of the manuscript. Fundação para a Ciência e a Tecnologia (FCT) funded JPS under contract DL57/2019/CP 1440/CT 0021. FM was funded by REN Biodiversity Chair and FCT (IF/01053/2015). The submitted manuscript benefitted from the comments of two referees.

Supplementary Materials. To view supplementary material for this article, please visit <http://doi.org/10.1017/S0959270922000314>.

References

- Allinson, T., Jobson, B., Crowe, O., Lammerant, J., van den Bossche, W. and Badoz, L. (2020) The wildlife sensitivity mapping manual: practical guidance for renewable energy planning in the European Union. Final report for the European Commission (DG ENV) (Project 07.027733/2017/768654/SER/ENV.D.3).
- Alonso, H., Correia, R. A., Marques, A. T., Palmeirim, J. M., Moreira, F. and Silva, J. P. (2020) Male post-breeding movements and stopover habitat selection of an endangered short-distance migrant, the Little Bustard *Tetrax tetrax*. *Ibis* **162**: 279–292.
- Alonso, J. A. and Alonso, J. C. (1999) Colisión de aves con líneas de transporte de energía eléctrica en España. Pp. 61–85 in M. Ferrer and G. F. E. Janss, eds. *Aves y líneas eléctricas*. Madrid: Quercus.
- Alonso, J. C., Alonso, J. A. and Muñoz-Pulido, R. (1994) Mitigation of bird collisions with transmission lines through groundwire marking. *Biol. Conserv.* **67**: 129–134.
- Alonso, J. C., Palacin, C., Martín, C. A., Mouati, N., Arhzaf, Z. L. and Azizi, D. (2005) The Great Bustard *Otis tarda* in Morocco: a re-evaluation of its status based on recent survey results. *Ardeola* **52**: 79–90.
- Anderson, M. D. (2001) *Karoo large terrestrial bird powerline project: Report No 1*. Johannesburg: Eskom.
- Anderson, M. D. (2002) The effectiveness of two different marking devices to reduce large terrestrial bird collisions with overhead electricity cables in the eastern Karoo, South Africa. *Draft report to Eskom Resources and Strategy Division*. Johannesburg, South Africa.
- Andryushchenko, Y. A. (2002) Current state of the great bustard *Otis tarda* wintering populations in south Ukraine. *Sandgrouse* **24**: 109–116.
- Andryushchenko, Y. A. and Popenko, V. M. (2012) Birds and power lines in steppe Crimea: positive and negative impacts. *Raptors Conservation* **24**: 34–41. [In Russian and English].
- Andryushchenko, Y. A., Beskaravayny, M. M. and Stadnichenko, I. S. (2002) On the mortality of Great Bustards and other bird species due to collision with powerlines on wintering grounds. *Branta* **5**: 97–112. [In Russian].
- Andryushchenko, Y. A., Kucherenko, V. N. and Popenko, V. M. (2014) The results of monitoring bird mortality due to contact with overhead power lines in Crimea from 2013–2014. *Branta* **17**: 104–132. [In Russian].
- Antal, M. (2010) Policy measures to address bird interactions with power lines – a comparative case study of four countries. *Ostrich* **81**: 217–223.
- APLIC (2012) *Reducing avian collisions with power lines: the state of the art in 2012*. Washington DC: Edison Electric Institute and Avian Power Line Interaction Committee.
- Ashbrook, K., Taylor, A., Jane, L., Carter, I. and Szekely, T. (2016) Impacts of survival and reproductive success on the long-term population viability of reintroduced great bustards *Otis tarda* in the UK. *Oryx* **50**: 583–592.
- Balcombe, P., Rigby, D. and Azapagic, A. (2014) Investigating the importance of motivations and barriers related to microgeneration uptake in the UK. *Appl. Energy* **130**: 403–418.
- Barrientos, R., Alonso, J. C., Ponce, C. and Palacín, C. (2011) Meta-analysis of the effectiveness of marked wire in reducing avian collisions with power lines. *Conserv. Biol.* **25**: 893–903.
- Barrientos, R., Ponce, C., Palacín, C., Martín, C. A., Martín, B. and Alonso, J. C. (2012) Wire marking results in a small but significant reduction in avian mortality at power lines: a BACI designed study. *PLoS One* **7**: e32569.
- Barrientos, R., Martins, R. C., Ascensão, F., D'Amico, M., Moreira, F. and Borda-de-Água, L. (2018) A review of searcher efficiency and carcass persistence in infrastructure-driven mortality assessment studies. *Biol. Conserv.* **222**: 146–153.
- Batbayar, N., Sukhbaatar, T. and Davaasuren, B. (2020) *A report on bird collisions with medium and high-voltage power lines in Mongolia*. Ulaanbaatar: Wildlife Science and Conservation Center of Mongolia.
- Bernardino, J., Bevanger, K., Barrientos, R., Dwyer, J. F., Marques, A. T., Martins, R. C., Shaw, J. M., Silva, J. P. and Moreira, F. (2018) Bird collisions with power lines: state of the art and priority areas for research. *Biol. Conserv.* **222**: 1–13.
- Bernardino, J., Martins, R. C., Bispo, R. and Moreira, F. (2019) Re-assessing the effectiveness of wire-marking to mitigate bird collisions with power lines: a meta-analysis and guidelines for field studies. *J. Environ. Mgmt.* **252**: 109651.
- Bernardino, J., Martins, R. C., Bispo, R., Marques, A. T., Mascarenhas, M., Silva, R. and Moreira, F. (2022) Ecological and methodological drivers of persistence and detection of bird fatalities at power lines: insights from multi-project monitoring data. *Environ. Impact Assess. Rev.* **93**: 106707.
- Bevanger, K. (1994) Bird interactions with utility structures: collision and electrocution, causes and mitigating measures. *Ibis* **136**: 412–425.
- Bevanger, K. (1995) Estimates and population consequences of tetraonid mortality caused by collisions with high tension power lines in Norway. *J. Appl. Ecol.* **32**: 745–753.
- Bevanger, K. (1998) Biological and conservation aspects of bird mortality caused by electricity power lines: a review. *Biol. Conserv.* **86**: 67–76.
- Bevanger, K. and Brøseth, H. (2001) Bird collisions with power lines — an experiment with ptarmigan (*Lagopus* spp.). *Biol. Conserv.* **99**: 341–346.
- BirdLife International (2021) *IUCN Red List for birds*. Downloaded from <http://www.birdlife.org> on 1/6/2021.
- Bispo, R., Bernardino, J., Paula, J., Marques, T. A., Costa, H. and Mascarenhas, M. (2015) Enhancing the study design of carcass removal trials for bats and birds at wind farms. P. 20 in J. Köppel and E. Schuster, eds. *Conference on Wind Energy and Wildlife Impacts (CWV 2015). Book of Abstracts*. Berlin, Germany.
- Boycott, T. J., Mullis, S. M., Jackson, B. E. and Swaddle, J. P. (2021) Field testing an 'acoustic lighthouse': combined acoustic and visual cues provide a multi-modal solution that reduces avian collision risk with tall human-made structures. *PLoS One* **16**: e0249826.
- Bretagnolle, V., Villers, A., Denonfoux, L., Cornulier, T., Inchausti, P. and Badenhauer, I. (2011) Rapid recovery of a depleted population of Little Bustards *Tetrax tetrax* following provision of alfalfa through an agri-environment scheme. *Ibis* **153**: 4–13.
- Brockbank, R. A. (2014) Environmental effects of underground and overhead transmission line construction and maintenance. Pp. 37–69 in J. Doucet, ed. *Proceedings of the 10th International Symposium on Environmental Concerns in Rights-of-Way Management*. Champaign, Illinois, USA: Utility Arborist Association.
- Brundy, D. (2019) Power lines: climate change and the politics of undergrounding. *Hastings Law J.* **71**: 1249–1282.
- Burnside, R. J., Collar, N. J., Koshkin, M. A. and Dolman, P. M. (2015) Avian powerline mortalities, including Asian houbara *Chlamydotis macqueenii*, on the Central Asian flyway in Uzbekistan. *Sandgrouse* **37**: 161–168.

- Burnside, R. J., Collar, N. J. and Dolman, P. M. (2018) Dataset on the numbers and proportion of mortality attributable to hunting, trapping, and powerlines in wild and captive-bred migratory Asian houbara *Chlamydotis macqueenii*. *Data in Brief* **21**: 1848–1852.
- Burnside, R. J., Buchan, C., Salliss, D., Collar, N. J. and Dolman, P. M. (2020) Releases of Asian houbara must respect genetic and geographic origin to preserve inherited migration behaviour: evidence from a translocation experiment. *Royal Soc. Open Sci.* **7**: 200250.
- Cheng, T., He, B., Cheng, X. and Wang, B. (2011) Causes of injury to the Great Bustard. *Shaanxi Forest Science and Technology* **6**: 51–53. [In Chinese].
- Collar, N. J. (2019) The Kori Bustard *Ardeotis kori* on the Liben Plain, Ethiopia. *Bull. African Bird Club* **26**: 186–192.
- Collar, N. J. (2021) What can save the Lesser Florican *Sypheotides indicus*? *BirdingASIA* **35**: 11–20.
- Collar, N. J., Baral, H. S., Batbayar, N., Bhardwaj, S., Brahma, N., Burnside, R. J., Choudhury, A. U., Combreau, O., Dolman, P. M., Donald, P. F., Dutta, S., Gadhavi, S., Gore, K., Goroshko, O. A., Hong, C., Jathar, G. A., Jha, R. R. S., Jhala, Y. V., Koshkin, M. A., Lahkar, B. P., Liu, G., Mahood, S. P., Morales, M. B., Narwade, S. S., Natsagdorj, T., Nefedov, A. A., Silva, J. P., Thakuri, J. J., Wang, M., Zhang, Y. and Kessler, A. E. (2017) Averting the extinction of bustards in Asia. *Forktail* **33**: 1–26.
- Combreau, O., Riou, S., Judas, J., Lawrence, M. and Launay, F. (2011) Migratory pathways and connectivity in Asian Houbara Bustards: evidence from 15 years of satellite tracking. *PLoS One* **6**: e20570.
- CTALEA (2018) Protocolo Avifauna VII (2016–2017) Relatório Final. SPEA, Sociedade Portuguesa para o Estudo das Aves. Quercus (Associação Nacional de Conservação da Natureza), LPN (Liga para a Protecção da Natureza), ICNF (Instituto da Conservação da Natureza e das Florestas) and EDP Distribuição.
- Dalthorp, D., Madsen, L., Huso, M.M., Rabie, P., Wolpert, R., Studyvin, J., Simonis, J. and Mintz, J. (2018) *GenEst statistical models—a generalized estimator of mortality*. Reston, VA.: U.S. Geological Survey Techniques and Methods, book 7, chap. A2.
- D’Amico, M., Catry, I., Martins, R. C., Ascensão, F., Barrientos, R. and Moreira, F. (2018) Bird on the wire: landscape planning considering costs and benefits for bird populations coexisting with power lines. *Ambio* **47**: 650–656.
- Dashnyam, B., Purevsuren, T., Amarsaikhan, S., Bataa, D., Buuveibaatar, B. and Dutson, G. (2016) Malfunction rates of bird flight diverters on powerlines in the Mongolian Gobi. *Mongolian J. Biol. Sci.* **14**: 13–20.
- Drewitt, A. L. and Langston, R. H. W. (2008) Collision effects of wind-power generators and other obstacles on birds. *Ann. New York Acad. Sci.* **1134**: 233–266.
- Dwyer, J. F., Pandey, A. K., McHale, L. A. and Harness, R. E. (2019) Near-ultraviolet light reduced Sandhill Crane collisions with a power line by 98%. *Condor* **121**: duz008.
- EC (2018) *Guidance on energy transmission infrastructure and EU nature legislation*. Brussels: European Commission.
- Ecosativa (2009) Monitorização de vertebrados voadores—Linha Sines–Portimão 3, a 400 kV. Relatório Final. São Teotónio, Portugal: unpublished report to REN–Rede Eléctrica Nacional, S. A.
- Ecosistema (2007) Linhas de alta tensão Alqueva–Ferreira do Alentejo e Ferreira do Alentejo–Sines 2, a 400kV. Monitorização de impactes na avifauna. Lisbon, Portugal: unpublished report to REN–Rede Eléctrica Nacional, S. A.
- Ekstrom, J., Bennun, L. and Mitchell, R. (2015) *A cross-sector guide for implementing the mitigation hierarchy*. Cambridge, UK: Cross Sector Biodiversity Initiative.
- Estanque, B., Lousa, H., Barosa, L. and Alcazar, R. (2012) *Projeto LIFE Estepárias—conservação da Abetarda, Sisão e Peneireiro-das-torres nas estepes cerealíferas do Baixo Alentejo (LIFE07/NAT/P/654), Relatório Final da Ação E4 – Monitorização do Projeto*. Castro Verde, Portugal: Liga para a Protecção da Natureza.
- Fenrick, S. A. and Getachew, L. (2012) Cost and reliability comparisons of underground and overhead power lines. *Utilities Policy* **20**: 31–37.
- García-del-Rey, E. and Rodríguez-Lorenzo, J. A. (2011) Avian mortality due to power lines in the Canary Islands with special reference to the steppe-land birds. *J. Nat. Hist.* **45**: 2159–2169.
- Gauger, K. (2007) Occurrence, ecology and conservation of wintering Little Bustards *Tetrax tetrax* in Azerbaijan. *Arch. für Naturschutz und Landschaftsforsch.* **46**: 5–27.
- Glass, E. and Glass, V. (2019) Underground power lines can be the least cost option when study biases are corrected. *Electricity J.* **32**(2): 7–12.
- Gómez-Catasús, J., Carrascal, L. M., Moraleda, V., Colsa, J., Garcés, F. and Schuster, C. (2020) Factors affecting differential underestimates of bird collision fatalities at electric lines: a case study in the Canary Islands. *Ardeola* **68**: 71–94.
- Goroshko, O. A. (2002) Status and conservation of crane and Great Bustard populations in south-eastern Zabaikal’e and adjacent regions of Mongolia. PhD Dissertation, Russian National Scientific Research Institute of Nature Protection of the Ministry of Natural Resources, Moscow. [In Russian].
- Haas, D., Nipkow, M., Fiedler, G., Schneider, R., Haas, W. and Schürenberg, B. (2005) *Protecting birds from powerlines, a practical guide on the risks to birds from electricity transmission facilities and how to minimise any such adverse effects*. Strasbourg: Council of Europe Publishing (Nature and Environment 140).
- Hall, K. L. (2013) *Out of sight, out of mind 2012: an updated study on the undergrounding of overhead power lines*. Washington, D.C.: report prepared for Edison Electric Institute.
- del Hoyo, J. and Collar, N. J. (2014) *The HBW–BirdLife International illustrated checklist of the birds of the world, 1: non-passerines*. Barcelona: Lynx Edicions.
- Hurst, N. (2004) *Corona testing of devices used to mitigate bird collisions*. Fort Collins, Colorado: EDM International, Inc. (California Energy Commission, PIER energy-related environmental research 500-04-086F).
- Huso, M. M. P., Dalthorp, D., Dail, D. and Madsen, L. (2015) Estimating wind-turbine-caused bird and bat fatality when zero carcasses are observed. *Ecol. Appl.* **25**: 1213–1225.
- IEA (2016) *World Energy Outlook 2016*. Paris, France: International Energy Agency.
- Infante, S., coord. (2011) *Estudo de avaliação da eficácia de dispositivos anti colisão*. Castelo Branco, Portugal: Quercus (Associação Nacional de Conservação da Natureza).
- Infante, S., Neves, J., Ministro, J. and Brandão, R. (2005) *Estudo sobre o impacto das linhas eléctricas de muito alta tensão na avifauna em Portugal*. Castelo Branco, Portugal: Quercus (Associação Nacional de Conservação da Natureza) e SPEA (Sociedade Portuguesa para o Estudo das Aves).
- Ivanov, F. V. and Priklonskii, S. G. (1965) Little Bustard in the USSR and measures for its conservation on the wintering grounds. *Ornithology* **7**: 130–133. [In Russian].
- Janss, G. F. and Ferrer, M. (1998) Rate of bird collision with power lines: effects of conductor-marking and static wire-marking. *J. Field Orn.* **69**: 8–17.
- Jenkins, A. R., Smallie, J. J. and Diamond, M. (2010) Avian collisions with power lines: a global review of causes and mitigation with a South African perspective. *Bird Conserv. Internatn.* **20**: 263–278.
- Jenkins, A. R., Shaw, J. M., Smallie, J. J., Gibbons, B., Visagie, R. and Ryan, P. G. (2011) Estimating the impacts of power line collisions on Ludwig’s Bustards *Neotis ludwigii*. *Bird Conserv. Internatn.* **21**: 303–310.
- Jhala, Y. V., Dutta, S., Karkarya, T., Awasthi, A. and Bipin, C. M. (2020) *Habitat improvement and conservation breeding of the Great Indian Bustard: an integrated approach*. Dehradun: Wildlife Institute of India (Progress Report April 2018–March 2020).
- Karataş, M. M., Özelmaz, Ü. and Erkara, İ. P. (2021) Counting results of Great Bustard (*Otis tarda*, Linnaeus, 1758) between 2013–2020 in Eskişehir, Kütahya, and Afyonkarahisar Provinces. *Commagene J. Biol.* **5**: 39–50.
- Kasambe, R. and Gahale, P. (2010) Status survey and sighting records of Lesser Florican in Maharashtra. *Mistnet* **11**(2): 7–9.
- Kessler, A.E., Batbayar, N., Natsagdorj, T., Batsuur, D. and Smith, A. T. (2013) Satellite telemetry reveals long-distance migration in the Asian great bustard *Otis tarda dybowskii*. *J. Avian Biol.* **44**: 311–320.
- Ketterson, E. D. and Nolan Jr., V. (1976) Geographic variation and its climatic correlates in the sex ratio of eastern-wintering dark-eyed juncos (*Junco hyemalis hyemalis*). *Ecology* **57**: 679–693.
- Kolnegari, M., Moghimi, E., Allahdad, M., Hazrati, M., Basiri, A. A., Jafari, R., Yektanik, M., Jalalpour, M., Jalali, A. S., Mojaradiafra, M., Kohan, H. A., Izadi, H. R., Williams, N. P., Ferrer, M. and Conway, G. J. (2020) First efforts to address bird collisions with power lines in Iran. *Sandgrouse* **42**: 276–281.
- Kucherenko, V. N. and Prokopenko, S. P. (2017) Powerlines remain a threat to the Great Bustard on the Kerch Peninsula. *Steppe Bulletin*: **49**: 59–60. [In Russian].

- Lammers, W. M., and Collopy, M. W. (2007) Effectiveness of avian predator perch deterrents on electric transmission lines. *J. Wildlife Mgmt.* **71**: 2752–2758.
- Lane, S. J., Alonso, J. C., and Martín, C. A. (2001) Habitat preferences of great bustard *Otis tarda* flocks in the arable steppes of central Spain: are potentially suitable areas unoccupied? *J. Appl. Ecol.* **38**: 193–203.
- Lind, O., Mitkus, M., Olsson, P. and Kelber, A. (2014) Ultraviolet vision in birds: the importance of transparent eye media. *Proc. R. Soc. B* **281**(1774): 20132209.
- Liu, J., Wu, Y. Q. and Xu, X. (2013) The assistance and conservation of wintering Great Bustard in Shaanxi Province. *Sichuan J. Zool.* **32**: 306–307. [In Chinese with English abstract].
- Lóránt, M. and Vadász, C. (2014) The effect of above-ground medium voltage power lines on displaying site selection of the Great Bustard (*Otis tarda*) in central Hungary. *Ornis Hungarica* **22**: 42–49.
- Lorenzo, J. A. and Cabrera, M. (2009) Estudio de la mortalidad de aves por los tendidos eléctricos en los ambientes no esteparios de Lanzarote y Fuerteventura, y valoración de las medidas correctoras instaladas en Fuerteventura. ENDESA and SEO/BirdLife, unpublished report.
- Lorenzo, J. A. and Ginovés, J. (2007) *Mortalidad de aves en los tendidos eléctricos de los ambientes esteparios de Lanzarote y Fuerteventura, con especial referencia a la avutarda hubara*. La Laguna, Tenerife: SEO/BirdLife.
- Lorenzo, J. A., Linares, R. and Abreu, N. J. (1998) Mortalidad de aves por tendidos eléctricos en la isla de Lanzarote, islas Canarias. *Vieraeva* **26**: 1–10.
- Magaña, M., Alonso, J. C., Martín, C. A., Bautista, L. M., and Martín, B. (2010) Nest-site selection by Great Bustards *Otis tarda* suggests a trade-off between concealment and visibility. *Ibis* **152**: 77–89.
- Mahood, S. P., Silva, J. P., Dolman, P. M. and Burnside, R. J. (2018) Proposed power transmission lines in Cambodia constitute a significant new threat to the largest population of the Critically Endangered Bengal florican *Houbaropsis bengalensis*. *Oryx* **52**: 147–155.
- Malo, J. E., de la Morena, E. L. G., Hervás, I., Mata, C. and Herranz, J. (2017) Cross-scale changes in bird behavior around a high speed railway: from landscape occupation to infrastructure use and collision risk. Pp.117–133 in L. Borda-de-Água, R. Barrientos, P. Beja and H. M. Pereira, eds. (2017). *Railway ecology*. Cham, Switzerland: Springer Open.
- Marcelino, J., Moreira, F., Mañosa, S., Cuscó, F., Morales, M. B., García de la Morena, E. L., Bota, G., Palmeirim, J. M. and Silva, J. P. (2018) Tracking data of the Little Bustard *Tetrax tetrax* in Iberia shows high anthropogenic mortality. *Bird Conserv. Internatn.* **28**: 509–520.
- Marques, A. T., Rocha, P. and Silva, J. P. (2007) *Monitorização dos efeitos da linha de muito alta tensão ferroviária do Alentejo/Ourique sobre espécies prioritárias, mortalidade e taxas de voo*. Lisboa: Instituto para a Conservação da Natureza.
- Marques, A. T., Rocha, P. and Silva, J. P. (2008) *Estudo de consolidação da avaliação da problemática das linhas eléctricas na conservação da Abetarda (Otis tarda) e Sisão (Tetrax tetrax) na ZPE de Castro Verde*. Lisboa: Instituto de Conservação da Natureza e Biodiversidade (unpublished report).
- Marques, A. T., Moreira, F., Alcazar, R., Delgado, A., Godinho, C., Sampaio, H., Rocha, P., Sequeira, N., Palmeirim, J. M. and Silva, J. P. (2020) Changes in grassland management and linear infrastructures associated to the decline of an endangered bird population. *Scientific Reports* **10**: 15150.
- Marques, A. T., Martins, R. C., Silva, J. P., Palmeirim, J. M. and Moreira, F. (2021) Power line routing and configuration as major drivers of collision risk in two bustard species. *Oryx* **55**: 442–451.
- Martín, B. (2008) *Dinámica de población y viabilidad de la Avutarda Común en la comunidad de Madrid*. PhD thesis, Universidad Complutense de Madrid.
- Martín, C. A., Alonso, J. C., Alonso, J. A., Palacín, C., Magana, M. and Martín, B. (2007) Sex-biased juvenile survival in a bird with extreme size dimorphism, the great bustard *Otis tarda*. *J. Avian Biol.* **38**: 335–346.
- Martin, G. R. (2011) Understanding bird collisions with man-made objects: a sensory ecology approach. *Ibis* **153**: 239–254.
- Martin, G. R. and Shaw, J. M. (2010) Bird collisions with power lines: failing to see the way ahead? *Biol. Conserv.* **143**: 2695–2702.
- Mercker, M. and Jödicke, K. (2021) Beyond BACI: offsetting carcass numbers with flight intensity to improve risk assessments of bird collisions with power lines. *Ecology and Evolution* doi.org/10.1002/ece3.8291.
- Morkill, A. E. and Anderson, S. H. (1991) Effectiveness of marking powerlines to reduce Sandhill Crane collisions. *Wildl. Soc. Bull.* **19**: 442–449.
- Murphy, R. K., Dwyer, J. F., Mojica, E. K., McPherron, M. M. and Harness, R. E. (2016a) Reactions of sandhill cranes approaching a marked transmission power line. *J. Fish Wildl. Mgmt.* **7**: 480–489.
- Murphy, R. K., Mojica, E. K., Dwyer, J. F., McPherron, M. M., Wright, G. D., Harness, R. E., Pandey, A. K. and Serbousek, K. L. (2016b) Crippling and nocturnal biases in a study of Sandhill Crane (*Grus canadensis*) collisions with a transmission line. *Waterbirds* **39**: 312–317.
- Nagy, S. (2009) *International single species action plan for the Western Palearctic population of Great Bustard Otis tarda tarda*. Cambridge, UK: BirdLife International on behalf of European Commission.
- Neves, J., Infante, S., Ministro, J. and Brandão, R. (2005) *Estudo sobre o impacto das linhas eléctricas de muito alta tensão na avifauna em Portugal*. Castelo Branco, Portugal: Quercus (Associação Nacional de Conservação da Natureza) e SPEA (Sociedade Portuguesa para o Estudo das Aves).
- Ödeen, A., Nathan S. H. and Håstad, O. (2009) Assessing the use of genomic DNA as a predictor of the maximum absorbance wavelength of avian SWS1 opsin visual pigments. *J. Comp. Physiology A* **195**: 167–173.
- Palacín, C., Alonso, J. C., Martín, C. A. and Alonso, J. A. (2017) Changes in bird-migration patterns associated with human-induced mortality. *Conserv. Biol.* **31**: 106–115.
- Pallett, J., Simmons R. E. and Brown, C. (2022) Staggered towers on parallel transmission lines: a new mitigation measure to reduce bird collisions. *Namibian J. Environ.* **6 A**: 14–21.
- Parsons Brinckerhoff (2012) *Electricity transmission costing study: an independent report endorsed by the Institution of Engineering & Technology*. Unpublished report in association with CCI–Cable Consulting International Ltd.
- Patil, P. (2014) *Power lines: threat to the Great Indian Bustard*. Conservation India. Available at: <https://www.conservationindia.org/articles/power-lines-threat-to-the-great-indian-bustard>
- Pinto, M., Rocha, P. and Moreira, F. (2005) Long-term trends in great bustard (*Otis tarda*) populations in Portugal suggest concentration in single high quality area. *Biol. Conserv.* **124**: 415–423.
- Ponce, C., Alonso, J. C., Argandoña, G., García-Fernández, A. and Carrasco, M. (2010) Carcass removal by scavengers and search accuracy affect bird mortality estimates at power lines. *Anim. Conserv.* **13**: 603–612.
- Powell, L. A., Brown, M. B., Smith, J. A., Harrison, J. O. and Whalen, C. E. (2017) Modeling the spatial effects of disturbance: a constructive critique to provide evidence of ecological thresholds. *Wildlife Biol.* **2017**: wlb.00245.
- Prinsen, H. A. M., Smallie, J. J., Boere, G. C. and Pires, N. (2012) *Guidelines on how to avoid or mitigate impact of electricity power grids on migratory birds in the African–Eurasian Region*. Bonn: CMS Technical Series No. 29, AWEA Technical Series No. 50.
- Procesl (2007) *Linha de transporte de energia Alqueva–Fronteira Espanhola, a 400kV. Relatório bianual de monitorização 2005–2006*. Alfragide, Portugal: unpublished report (prepared for REN – Rede Eléctrica Nacional, S. A.).
- Procesl (2010) *Linha de transporte de energia Alqueva–Fronteira Espanhola, a 400kV. Relatório final de monitorização*. Alfragide, Portugal: unpublished report (prepared for REN – Rede Eléctrica Nacional, S. A.).
- Prokopenko, S. P. (2000) Great Bustard mortality on Kerch peninsula. *Golden Eagle* **9**: 123–124. [In Russian].
- Prokopov, K. P. (2017) The Great Bustard must survive. *Wandering Wind* **65**: 72–77. [In Russian].
- Pruett, C. L., Patten, M. A. and Wolfe, D. H. (2009) Avoidance behavior by Prairie Grouse: implications for development of wind energy. *Conserv. Biol.* **23**: 1253–1259.
- Raab, R., Spakovszky, P., Julius, E., Schütz, C. and Schulze, C. H. (2011) Effects of power lines on flight behaviour of the West-Pannonian Great Bustard *Otis tarda* population. *Bird Conserv. Internatn.* **21**: 142–155.
- Raab, R., Schütz, C., Spakovszky, P., Julius, E. and Schulze, C. H. (2012) Underground cabling and marking of power lines: conservation measures rapidly reduced mortality of West-Pannonian Great Bustards *Otis tarda*. *Bird Conserv. Internatn.* **22**: 299–306.
- Raab, R., Julius, E., Greis, L., Schütz, C., Spakovszky, P., Steindl, J. and Schöne-mann, N. (2014) Endangering factors and their effect on adult Great Bustards

- (*Otis tarda*)—conservation efforts in the Austrian LIFE and LIFE+ projects. *Aquila* **121**: 49–63.
- Ram, M., Vasavada, D., Tikadar, S., Gadhavi, D., Rather, T. A., Jhala, L. and Zala, Y. (2022) Breeding and Non-Breeding Home Range, and Dispersal Patterns of The Critically Endangered Lesser Florican *Sypheotides indicus* (Miller, 1782). *J. Bombay Nat. Hist. Soc.* **119**: 3–10.
- Ramírez-Vázquez, I. and Espino-Cortés, F. P. (2012) Electric-field analysis of spacer cable systems for compact overhead distribution lines. *IEEE Transactions on Power Delivery* **27**: 2312–2317.
- Reyes, G. A., Rodriguez, M. J., Lindke, K. T., Ayres, K. L., Halterman, M. D., Boroski, B. B. and Johnston, D. S. (2016) Searcher efficiency and survey coverage affect precision of fatality estimates. *J. Wildl. Manage.* **80**: 1488–1496.
- Rioux, S., Savard, J.-P. L. and Gerick, A. A. (2013) Avian mortalities due to transmission line collisions: a review of current estimates and field methods with an emphasis on applications to the Canadian electric network. *Avian Conserv. Ecol.* **8**: 7.
- Rubolini, D., Gustin, M., Bogliani, G. and Garavaglia, R. (2005) Birds and powerlines in Italy: an assessment. *Bird Conserv. Internatn.* **15**: 131–145.
- Santos, M., Bessa, R., Cabral, J. A., Pacheco, F. A. L., Leitão, D., Moreira, F., Pinto, M., Lecoq, M. and Silva, J. P. (2016) Impacts of land use and infrastructural changes on threatened Little Bustard *Tetrax tetrax* breeding populations: quantitative assessments using a recently developed spatially explicit dynamic modelling framework. *Bird Conserv. Internatn.* **26**: 418–435.
- Sastre, P., Ponce, C., Palacín, C., Martín, C. A. and Alonso, J. C. (2009) Disturbances to great bustards (*Otis tarda*) in central Spain: human activities, bird responses and management implications. *Eur. J. Wildl. Res.* **55**: 425–432.
- Schutgens, M., Shaw, J. M. and Ryan, P. G. (2014) Estimating scavenger and search bias for collision fatality surveys of large birds on power lines in the Karoo, South Africa. *Ostrich* **85**: 39–45.
- Scott, H. A. and Scott, R. M. (2020) Power line surveys conducted personally, and registered under the NamPower/Namibia Nature Foundation Strategic Partnership database, Windhoek, Namibia. *Unpublished report*.
- Shaw, J. M. (2013) *Power line collisions in the Karoo: conserving Ludwig's bustard*. PhD thesis, University of Cape Town, Rondebosch, South Africa.
- Shaw, J. M., Jenkins, A. R., Ryan P. G. and Smallie, J. J. (2010) A preliminary survey of avian mortality on power lines in the Overberg, South Africa. *Ostrich* **81**: 109–113.
- Shaw, J. M., Reid, T. A., Schutgens, M., Jenkins, A. R. and Ryan, P. G. (2018) High power line collision mortality of threatened bustards at a regional scale in the Karoo, South Africa. *Ibis* **160**: 431–446.
- Shaw, J. M., Reid, T. A., Gibbons, B. K., Pretorius, M., Jenkins, A. R., Visagie, R., Michael, M. D. and Ryan, P. G. (2021) A large-scale experiment demonstrates that line marking reduces power line collision mortality for large terrestrial birds, but not bustards, in the Karoo, South Africa. *Orn. Appl.* **123**: duaa067.
- Silva, J. P., Santos, M., Queirós, L., Leitão, D., Moreira, F., Pinto, M., Leqoc, M. and Cabral, J. A. (2010) Estimating the influence of overhead transmission power lines and landscape context on the density of little bustard *Tetrax tetrax* breeding populations. *Ecol. Model.* **221**: 1954–1963.
- Silva, J. P., Palmeirim, J. M., Alcazar, R., Correia, R., Delgado, A. and Moreira, F. (2014) A spatially explicit approach to assess the collision risk between birds and overhead power lines: a case study with the little bustard. *Biol. Conserv.* **170**: 256–263.
- Silva, J. P., Arroyo, B., Marques, A. T., Morales, M. B., Devoucoux, P. and Mougeot, F. (2022) Threats affecting little bustards: human impacts. Pp. 243–271 in V. Bretagnolle, J. Traba AND M. B. Morales, eds. *Little Bustard ecology and conservation*. Cham, Switzerland: Springer Nature (Wildlife Research Monographs 5).
- SNH (2016) *Assessment and mitigation of impacts of power lines and guyed meteorological masts on birds—guidance*. Version 1. Edinburgh, UK: Scottish Natural Heritage.
- Sporer, M. K., Dwyer, J. F., Gerber, B. D., Harness, R. E. and Pandey, A. K. (2013) Marking power lines to reduce avian collisions near the Audubon National Wildlife Refuge, North Dakota. *Wildl. Soc. Bull.* **37**: 796–804.
- Stahlecker, D. W. (1978) Effect of a new transmission line on wintering prairie raptors. *Condor* **80**: 444–446.
- Stevens, B. S., Reese, K. P. and Connelly, J. W. (2011) Survival and detectability bias of avian fence collision surveys in sagebrush steppe. *J. Wildl. Manage.* **75**: 437–449.
- Streich, W. J., Litzbarski, H., Ludwig, B. and Ludwig, S. (2006) What triggers facultative winter migration of Great Bustard (*Otis tarda*) in Central Europe? *Eur. J. Wildl. Res.* **52**: 48–53.
- Teegala, S. K. and Singal, S. K. (2015) Economic analysis of power transmission lines using interval mathematics. *J. Electr. Eng. Technol.* **10**: 1471–1479.
- The Economic Times* (2021) Green Energy firms plan to move Supreme Court to seek revision of endangered bird order. Available at: <https://energy.economic-times.indiatimes.com/news/renewable/green-energy-firms-plan-to-move-supreme-court-to-seek-revision-of-endangered-bird-order/83358229>.
- Torres, A., Palacín, C., Seoane, J. and Alonso, J. C. (2011) Assessing the effects of a highway on a threatened species using Before–During–After and Before–During–After–Control–Impact designs. *Biol. Conserv.* **144**: 2223–2232.
- Travers, M. S., Driskill, S., Stemen, A., Geelhoed, T., Golden, D. M., Koike, S., Shipley, A. A., Moon, H. E., Anderson, T., Bache, M. and Raine, A. F. (2021) Post-collision impacts, crippling bias, and environmental bias in a study of Newell's Shearwater and Hawaiian Petrel powerline collisions. *Avian Conserv. Ecol.* **16**: 15.
- Uddin, M., Dutta, S., Kolipakam, V., Sharma, H., Usmani, F. and Jhala, Y. (2021) High bird mortality due to power lines invokes urgent environmental mitigation in a tropical desert. *Biol. Conserv.* **261**, 109262.
- Vadász, C. and Lóránt, M. (2015) Key mortality causes of the Great Bustard (*Otis tarda*) in central Hungary: an analysis of known fatalities. *Ornis Hungarica* **22**: 32–41.
- Voronova, V. V., Pulikova, G. I., Kim, K. K., Andreeva, E. V., Bekker, V. R. and Aitbaev, T. (2012) The impact of power lines on bird mortality in central Kazakhstan. *Raptors Conservation* **24**: 52–60. [In Russian and English].
- Watzke, H. (2007) Reproduction and causes of mortality in the breeding area of the Great Bustard in the Saratov region of Russia. *Bustard Studies* **6**: 53–64.
- WII (2018) *Power-line mitigation to conserve bustards*. Dehra Dun, India: Wildlife Institute of India.
- Zav'yalov, E. V., Shlyakhtin, G. V., Tabachishin, V. G., Yakushev, N. N., Khrustov, I. A. and Mosolova, E. Y. (2005) *Birds of the north of the lower Volga*. Volume 2. [In Russian].